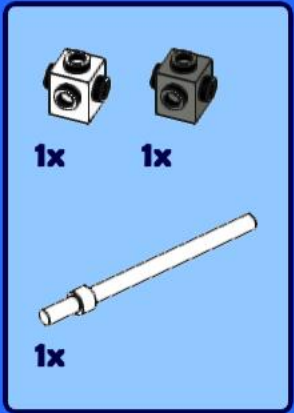


CONCEPT ART FOR THE FUTURE

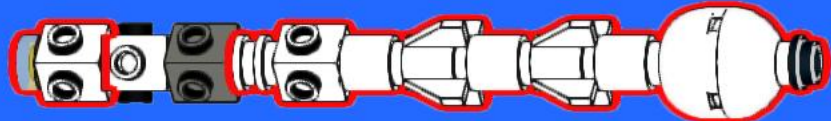
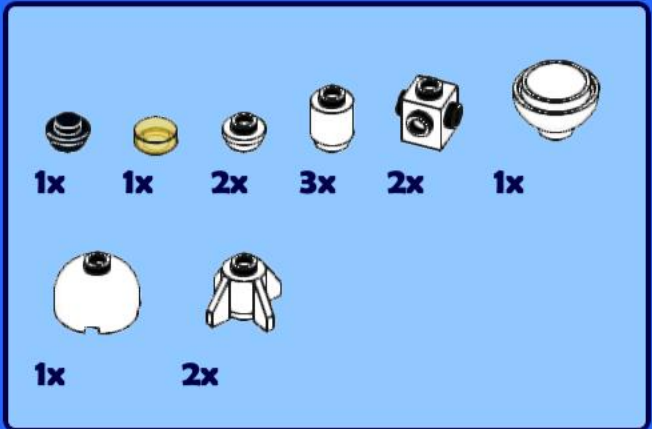


CONCEPT ART FOR THE FUTURE

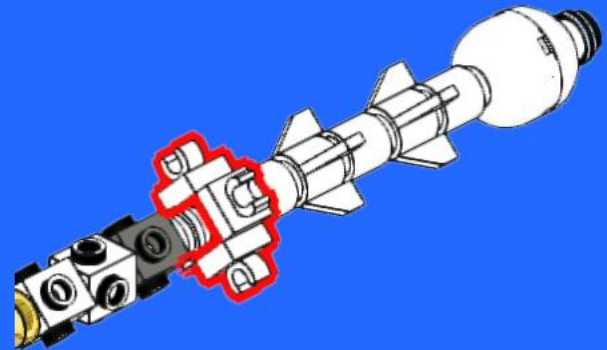
**1**



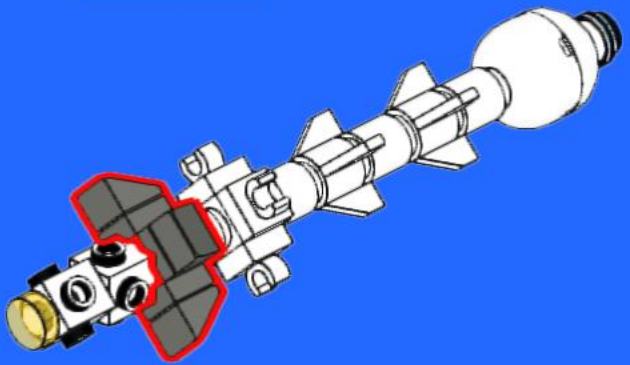
**2**




**3**



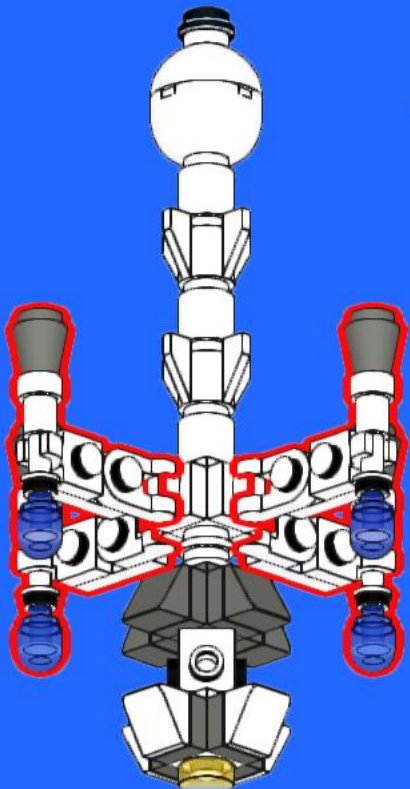
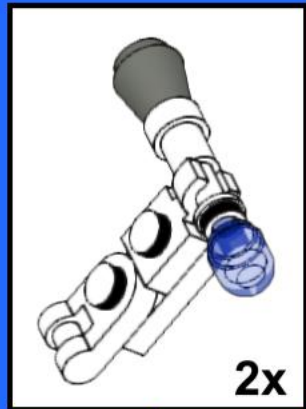
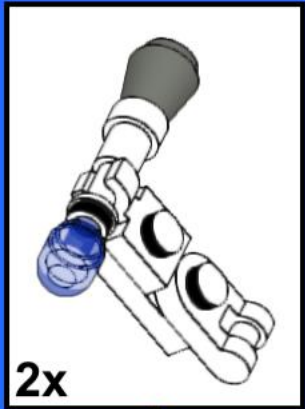
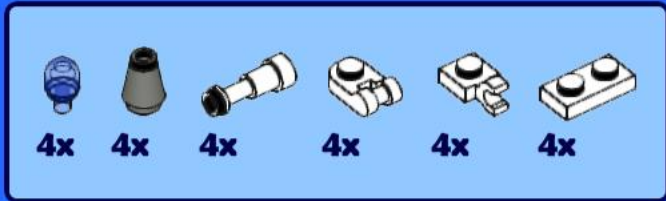
**4**



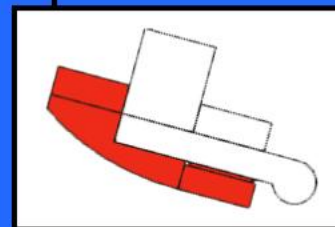
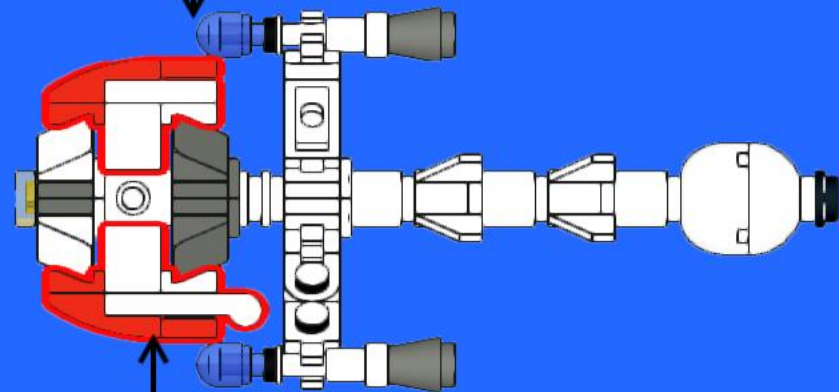
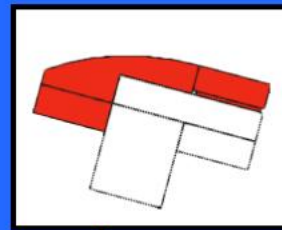
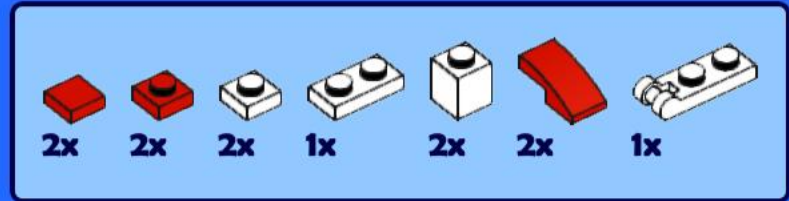
**5**



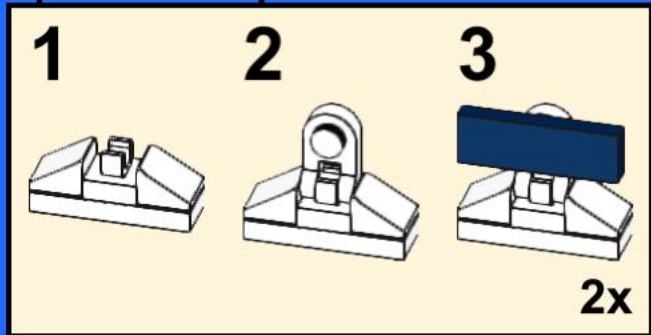
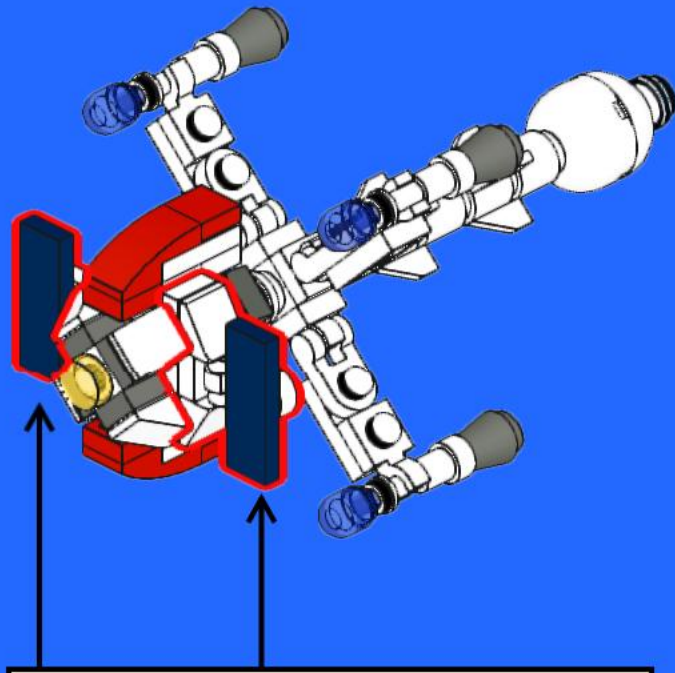
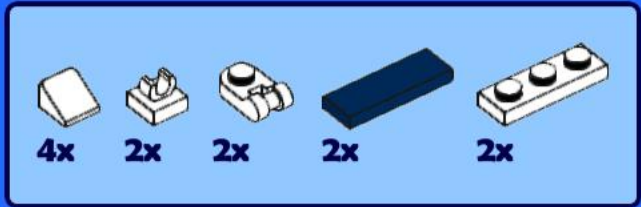
# 6



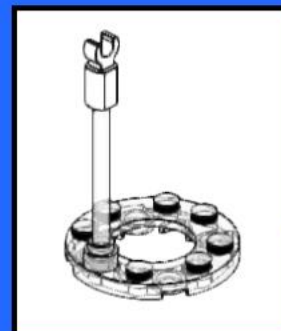
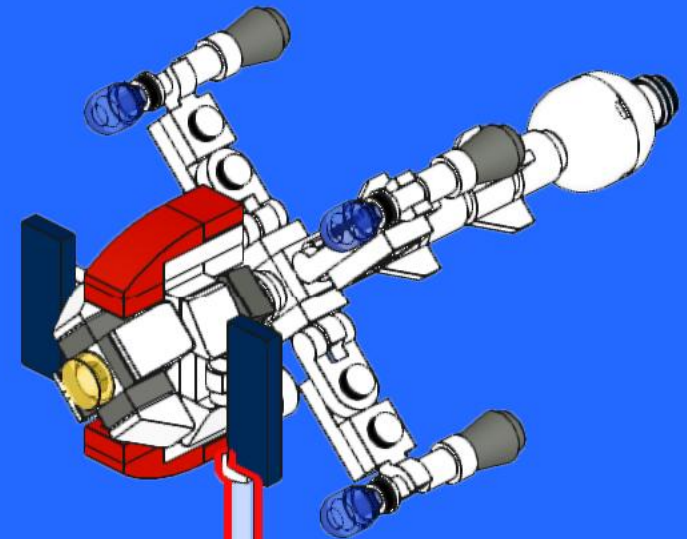
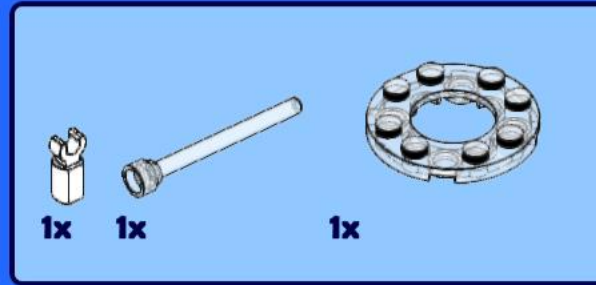
# 7



# 8



# 9



Liebe Captain Future Fans,

Ich hoffe, Ihr hattet Spaß die Comet zu Bauen.

Diese Anleitung ist kostenlos. Wenn Ihr Euch trotzdem erkenntlich zeigen wollt, so freut sich das **Kinderhospiz in München** über jeden Betrag.

Einfach online per paypal **spenden** unter:

[www.kinderhospiz-muenchen.de/spenden/](http://www.kinderhospiz-muenchen.de/spenden/)



Kopieren oder Weiterverbreitung, auch auszugsweise bedarf der schriftlichen Genehmigung des Autors.

**Eine kommerzielle Nutzung ist ausdrücklich untersagt!**

Dear Captain Future Fans,

I hope you enjoyed building the Comet.

This building instruction is free.

However, if you feel like donating something, the **child hospice in Munich** will be happy to receive your appreciation.

**Donate** easily online using paypal at:

[www.kinderhospiz-muenchen.de/spenden/](http://www.kinderhospiz-muenchen.de/spenden/)



Copying and sharing of this building instruction complete or in extracts requires permission of author in written form.

**Commercial usage is strictly prohibited!**



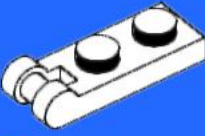
1x  
4073, 11



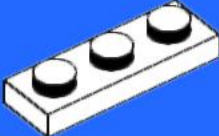
2x  
3024, 1




6x  
26047, 1



1x  
60478, 1



2x  
3623, 1




2x  
63864, 63



8x  
3024, 85



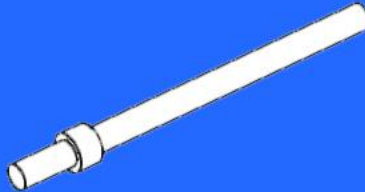
8x  
54200, 1



4x  
6019, 1



2x  
4588, 1



1x  
63965, 1



1x  
3957b, 12



4x  
54200, 85



6x  
15712, 1



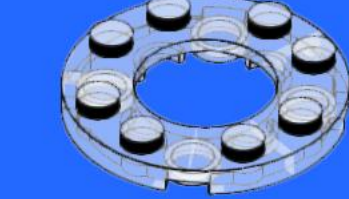
5x  
3023, 1



1x  
15395, 1




2x  
3070b, 5



1x  
11833, 12



4x  
4589b, 85



2x  
3005, 1



4x  
64644, 1



1x  
15395, 1




2x  
3024, 5



1x  
98138, 19



1x  
4733, 85



3x  
3062b, 1



3x  
4733, 1



1x  
553b, 1



2x  
11477, 5



4x  
58176, 14



2x  
85861, 1



1x  
11090, 1

L116




Parts 87  
Length 11.6 cm

L250



Parts 261  
Length 25.0 cm

L402



Parts 796  
Length 40.2 cm

L756



Parts 2.272  
Length 75.6 cm

Marc Philippi



[futuremocs@web.de](mailto:futuremocs@web.de)



[@prinztoran](https://www.instagram.com/prinztoran)



[ideas.lego.com/profile/aiori/](https://ideas.lego.com/profile/aiori/)

[instructions at rebrickable.com](https://rebrickable.com)

